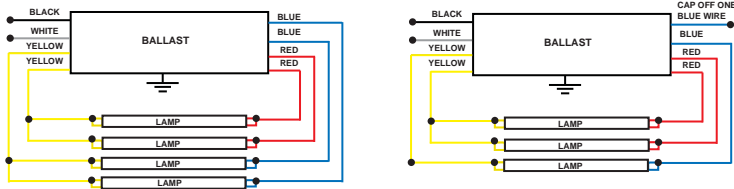




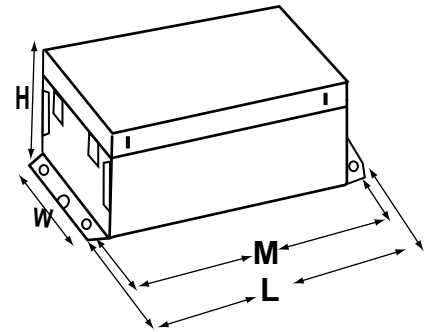
<b>Item 1688D</b> EL432HL@120V	
Brand Name	<b>DAMAR<sup>®</sup></b>
Ballast Type	Electronic
Starting Method	Active Instant Start
Lamp connection	Parallel
Input Voltage	120-277V
Input Frequency	60HZ
Status	Active
Safety approval	UL/CUL

Lamp Type	Num of Lamps	Rated Lamp Watts	Min Start Temp (°F/C)	Input Current (Amps)	Input Power (ANSI Watts)	Ballast Factor	MAX THD %	Power Factor	MAX Lamp Current Crest Factor	BEF
F32T8	2	32	0/-18	0.61	73	1.18	10	0.99	1.7	1.62
F32T8	1	32	0/-18	0.38	45	1.37	10	0.99	1.7	3.04
F25T8	2	25	0/-18	0.47	56	1.2	10	0.99	1.7	2.14
F25T8	1	25	0/-18	0.29	35	1.4	10	0.99	1.7	4.00
F17T8	2	17	0/-18	0.35	42	1.23	10	0.99	1.7	2.93
F17T8	1	17	0/-18	0.28	26	1.42	10	0.99	1.7	5.46
F40T8	1	40	0/-18	0.45	54	1.35	10	0.99	1.7	2.50

### Wiring Diagram



### Enclosure



### Standard Lead Length(inches/cm)

	in	cm		in	cm
Black	18.8"	48	Yellow/Blue		
White	18.8"	48	Blue/White		
Blue	30.9"	78.5	Brown		
Red	46.4"	118	Orange		
Yellow			Orange/Black		
Gray			Black/White		
Violet			Red/White		

Over All(L)	Width(W)	Hight(H)	Mounting(M)
24.1cm	4.3cm	2.9cm	22.6cm
9.5"	1.7"	1.14"	8.9"

Revised 04/10/2015



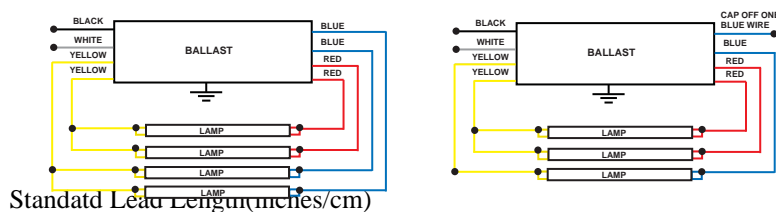
Data is based upon tests performed in a controlled environment and representative performance. Actual performance can vary depending on operating conditions. Specifications are subject to change without notice. All specifications are nominal unless otherwise noted



<b>Item 1688D EL432HL@230V</b>	
Brand Name	<b>DAMAR<sup>®</sup></b>
Ballast Type	Electronic
Starting Method	Active Instant Start
Lamp connection	Parallel
Input Voltage	120-277
Input Frequency	60HZ
Status	Active
Safety approval	UL/CUL

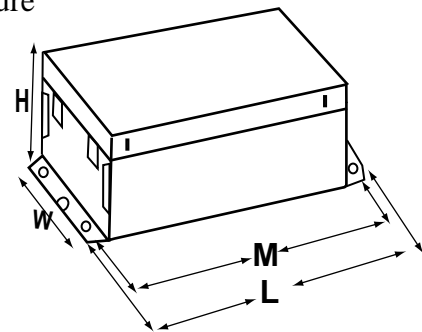
Lamp Type	Num of Lamps	Rated Lamp Watts	Min Start Temp (°F/C)	Input Current (Amps)	Input Power (ANSI Watts)	Ballast Factor	MAX THD %	Power Factor	MAX Lamp Current Crest Factor	BEF
F32T8	2	32	0/-18	0.33	74	1.18	10	0.99	1.7	1.59
F32T8	1	32	0/-18	0.21	46	1.37	10	0.98	1.7	2.98
F25T8	2	25	0/-18	0.25	57	1.2	10	0.99	1.7	2.11
F25T8	1	25	0/-18	0.16	36	1.4	15	0.98	1.7	3.89
F17T8	2	17	0/-18	0.19	43	1.23	10	0.98	1.7	2.86
F17T8	1	17	0/-18	0.13	26	1.43	15	0.97	1.7	5.50
F40T8	1	40	32/0	0.25	55	1.35	10	0.99	1.7	2.45

### Wiring Diagram



Standard Lead Length (inches/cm)

### Enclosure



	in	cm		in	cm
Black	18.8"	48	Yellow/Blue		
White	18.8"	48	Blue/White		
Blue	30.9"	78.5	Brown		
Red	46.4"	118	Orange		
Yellow			Orange/Black		
Gray			Black/White		
Violet			Red/White		

Over All(L)	Width(W)	Hight(H)	Mounting(M)
24.1cm	4.3cm	2.9cm	22.6cm
9.5"	1.7"	1.14"	8.9"

Revised 04/10/2015



Data is based upon tests performed in a controlled environment and representative performance. Actual performance can vary depending on operating conditions. Specifications are subject to change without notice. All specifications are nominal unless otherwise noted

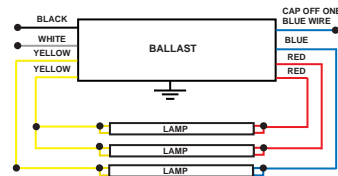
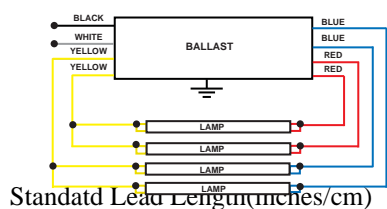


<b>Item 1688D EL432HL@277V</b>	
Brand Name	DAMAR
Ballast Type	Electronic
Starting Method	Active Instant Start
Lamp connection	Parallel
Input Voltage	120-277
Input Frequency	60HZ
Status	Active
Safety approval	UL/CUL

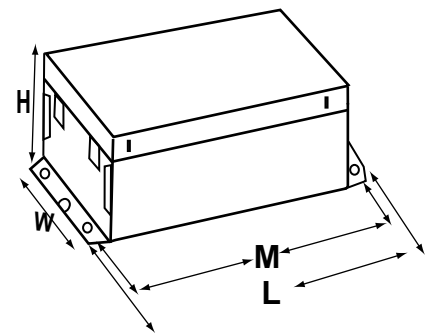
Lamp Type	Num of Lamps	Rated Lamp Watts	Min Start Temp (°F/C)	Input Current (Amps)	Input Power (ANSI Watts)	Ballast Factor	MAX THD %	Power Factor	MAX Lamp Current Crest Factor	BEF
F32T8	2	32	0/-18	0.27	74	1.18	10	0.99	1.7	1.59
F32T8	1	32	0/-18	0.18	46	1.37	15	0.97	1.7	2.98
F25T8	2	25	0/-18	0.21	58	1.2	10	0.98	1.7	2.07
F25T8	1	25	0/-18	0.14	36	1.4	15	0.96	1.7	3.89
F17T8	2	17	0/-18	0.16	43	1.23	15	0.97	1.7	2.86
F17T8	1	17	0/-18	0.11	26	1.42	20	0.95	1.7	5.46
F40T8	1	40	0/-18	0.21	55	1.35	10	0.98	1.7	2.45

Wiring Diagram

Enclosure



Standatd Lead Lengun(inches/cm)



Standatd Lead Length(inches/cm)

	in	cm		in	cm
Black	18.8"	48	Yellow/Blue		
White	18.8"	48	Blue/White		
Blue	30.9"	78.5	Brown		
Red	46.4"	118	Orange		
Yellow			Orange/Black		
Gray			Black/White		
Violet			Red/White		

Over All(L)	Width(W)	Hight(H)	Mounting(M)
24.1cm	4.3cm	2.9cm	22.6cm
9.5"	1.7"	1.14"	8.9"



Revised 04/10/2015

Data is based upon tests performed in a controlled environment and representative performance. Actual performance can vary depending on operating conditions. Specifications are subject to change without notice. All specifications are nominal unless otherwise noted