



Specifications

Item	- 35344B
Model	- LED PANEL BL 2X4 50W/65K
Bulb Type	- LED
Input Voltage	- 120 - 277
Power Factor	- >0.9
Watts	- 50
Beamspread	- 120°
Color Temp	- 6,500K
CRI	- 80
Lumen	- 5,500
Length	- 47.795" (1214mm)
Width	- 23.780" (604mm)
Height w/Driver	- 1.7 Inches (43.25 mm)
Weight	- 9.3lbs (4.235kg)
Location Rating	- Dry/Damp Indoor
Dimmable	- Yes
Avg Life Hours	- 50,000

Caution

- This fixture must be wired in accordance with the National Electrical Code and applicable local ordinance. Proper grounding is required to insure personal safety. Carefully observe grounding procedure under installation section.
- Make certain power is OFF before starting installation or attempting any maintenance. Risk of fire/electric shock. If not qualified, consult an electrician.
- Disconnect power at fuse or circuit breaker before installing or servicing
- Risk OF BURN--Disconnect power and allow fixture to cool before servicing.
- RISK OF PERSONAL INJURY--Fixture may become damaged and/or unstable if not installed properly. Tighten all fixture components to their recommended torque values.

 **WARNING**

This fixture must be wired in accordance with the National Electrical Code and applicable local ordinance. Proper grounding is required to insure personal safety. Carefully observe grounding procedure under installation section.

Make certain power is OFF before starting installation or attempting any maintenance. Risk of fire/electric shock. If not qualified, consult an electrician.

Disconnect power at fuse or circuit breaker before installing or servicing

Risk OF BURN--Disconnect power and allow fixture to cool before servicing.

RISK OF PERSONAL INJURY--Fixture may become damaged and/or unstable if not installed properly. Tighten all fixture components to their recommended torque values.

Este artefacto debe estar cableado de acuerdo con el Código Eléctrico Nacional y la ordenanza local aplicable. La conexión a tierra adecuada es necesaria para garantizar la seguridad personal. Observe cuidadosamente el procedimiento de puesta a tierra en la sección de instalación.

Asegúrese de que la energía esté desconectada antes de comenzar la instalación o intentar cualquier mantenimiento. Riesgo de incendio / descarga eléctrica. Si no está calificado, póngase un electrician.

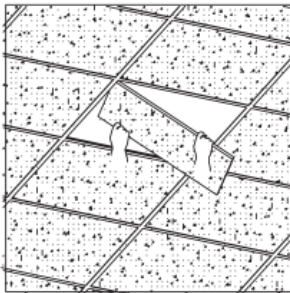
Desconecte la energía en el fusible o interruptor de circuito antes

instalación o servicio

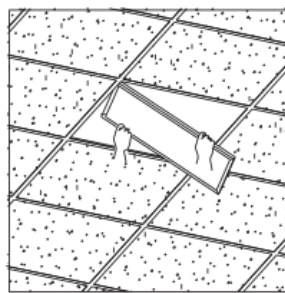
Riesgo de QUEMADURAS - Desconecte la energía y permita que el accesorio se enfríe antes de dar servicio.

RIESGO DE LESIONES PERSONALES - El accesorio puede dañarse y / o ser inestable si no se instala correctamente. Apriete todos los componentes del dispositivo a sus valores de torque recomendados.

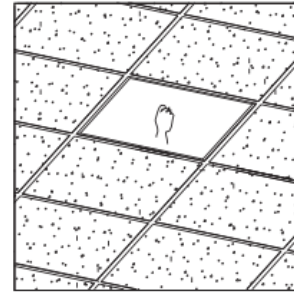
Installation



1. Remove the ceiling tile.



2. Push the luminaire into the frame seamlessly.



3. Check that the lamp has been fixed in the ceiling channel.

WIRING DIAGRAM

